

Sustainable Impact Model Portfolio Service (SIMPS)

Adventurous | June 2025 | For financial advisers and their clients

Portfolio description

The **SIMPS Portfolio** range provides a combination of risk-adjusted returns and positive social and environmental change: investing that **does well** and **does good**. The portfolios aim to achieve capital appreciation whilst reducing investment risk via a diversified, multi asset class portfolio.

The strategy is based on actively managed asset allocations across equities, fixed income, listed alternatives and cash. We invest in funds which align with our investment philosophy; businesses that **minimise controversies**, are **well run** and are **solving major global social and environmental challenges**.

We updated the names of the SIMPS portfolios in March 2025. The **“high risk” portfolio is now called “adventurous.”** Some third-party platforms may still show the old name while updates are being made.

PORTFOLIO FACTS AS AT: 30/06/2025

LAUNCH DATE: 30/11/2016

BENCHMARK: ARC Steady Growth PCI, SDG Adventurous Composite

PORTFOLIO OBJECTIVE: Balance between capital preservation and capital appreciation

MANAGEMENT FEE: 0.25%

OCF OF UNDERLYING FUNDS: 0.79%**

MIFID II TRANSACTION COSTS: 0.14%**

AVAILABLE THROUGH:
7IM, Nucleus, Old Mutual, Quilter, abrdn wrap, Transact

INVESTMENT MANAGERS:
Tribe Impact Capital LLP
52 Jermyn St, London, SW1Y 6LX

AUTHORISED AND REGULATED BY:
FCA (Number 756411)
Companies House: (OC411984)

CONTACT:
advisers@tribeimpactcapital.com
+44 (0)203 745 5570

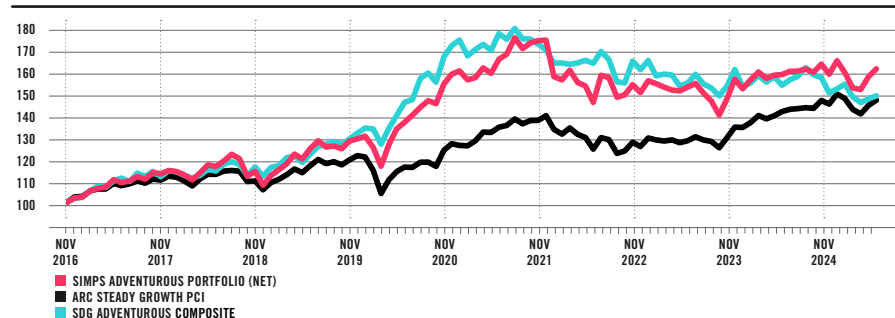
This quarter The second quarter of 2025 opened with US President Trump announcing sweeping trade tariffs, which were mostly aimed at countries where the US runs its biggest trade deficits. Investors worried about higher costs, strained global ties, and rising inflation. But, a last-minute 90-day delay gave markets some breathing room. This, along with encouraging progress in trade talks—particularly with China, South Korea, and the UK—helped lift investor confidence.

Corporate earnings came in strong, and job data remained solid. After a spike in early inflation expectations, the pressure eased by quarter-end, helped by steady wage growth and a resilient economy.

One clear effect of Trump’s trade threats was a weaker US dollar. Markets were unsettled by Trump’s push to pull back from global trade and reduce US interest rates, making the dollar less attractive. The Chair of the Federal Reserve, Jerome Powell, resisted the pressure and held rates steady to keep prices stable.

In Europe, Germany’s new government removed a cap on public spending earlier in the year. This unlocked major investment plans, which were announced in Q2—€46 billion in tax cuts and €500 billion for defence and infrastructure. The move boosted confidence across the region, supporting European markets and strengthening the euro heading into the second half of the year.

RETURN METRICS*



	SINCE INCEPTION		CALENDAR YEARS (1 JAN - 31 DEC)				
	TOTAL RETURN	ANNUALISED	2024	2023	2022	2021	2020
SIMPS ADVENTUROUS	62.3%	5.7%	1.5%	4.1%	-13.9%	9.9%	23.2%
ARC STEADY GROWTH PCI	47.8%	4.6%	7.9%	7.2%	-10.2%	10.2%	4.6%
SDG ADVENTUROUS COMPOSITE	49.8%	4.8%	-6.7%	0.1%	-5.4%	-1.1%	30.7%

Sources for return metrics graph and table: Bloomberg & ARC Private Client Indices (PCI)

RISK METRICS

TO 30 JUNE 2025	VOLATILITY
SIMPS ADVENTUROUS	11.0%
ARC BALANCED PCI	8.3%
SDG ADVENTUROUS COMPOSITE	9.7%

Volatility is measured as the standard deviation of monthly returns since inception. We believe this is more representative of the risk associated with our long term strategic asset allocation, we do not use an annual figure.

NET PERFORMANCE: The SIMPS Adventurous performance is shown after Tribe’s management fee (0.25%) and the underlying fund managers’ fees (OCF of 0.79%**) have been deducted. But it does not include platform and adviser charges. Since inception (SI) periods show performance from 30 November 2016 to 30 June 2025. Please note, for the period since inception to 28 February 2022 performance is reported net of VAT. Past performance is not a reliable indicator of future results.

BENCHMARK*:** ARC Benchmarks are calculated by collecting actual performance from over fifty investment managers. The ‘SDG composite’ is a benchmark of passive indices comprising 50% iShares MSCI Global Sustainable Development Goals ETF, 40% Lyxor Core Bond, 10% iShares Ultrashort Bond.

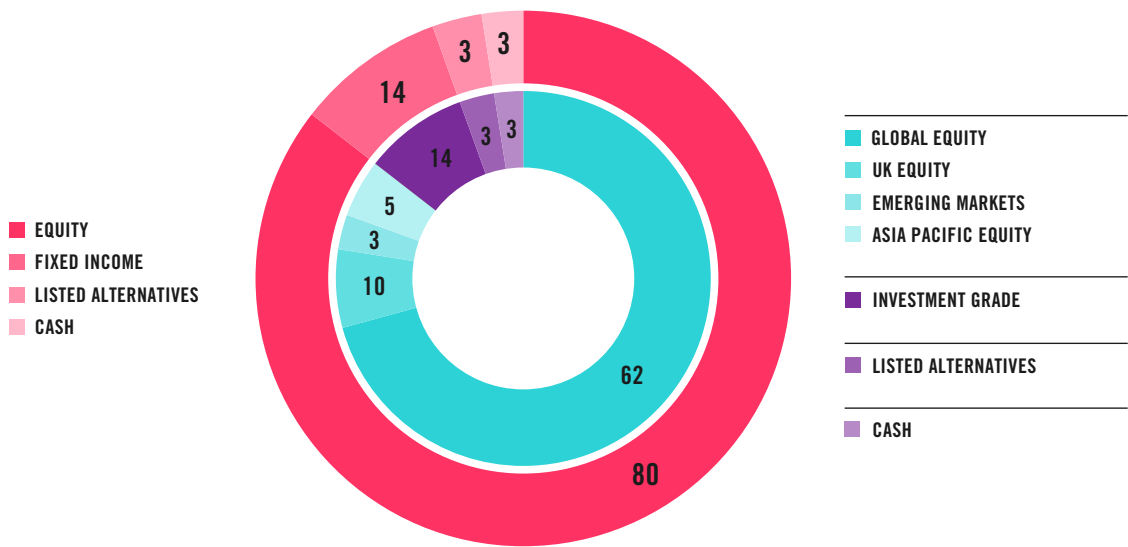
PLEASE NOTE: All asterisk references link to the disclaimer at the bottom of page 5 of this factsheet.

TOP 10 UNDERLYING EQUITY HOLDINGS - AS AT 31/03/2025

SCHNEIDER ELECTRIC A French multinational corporation specialising in digital automation and energy management.	PORTFOLIO WEIGHT: 1.9%	7 AFFORDABLE AND CLEAN ENERGY 
AUTODESK INC An American multinational software corporation providing software products for architecture, engineering, construction, manufacturing, media, and entertainment industries.	PORTFOLIO WEIGHT: 1.6%	9 INDUSTRY, INNOVATION AND INFRASTRUCTURE 
TAIWAN SEMICONDUCTOR MANUFACTURING The world's largest dedicated independent semiconductor foundry, based in Taiwan.	PORTFOLIO WEIGHT: 1.4%	9 INDUSTRY, INNOVATION AND INFRASTRUCTURE 
WASTE MANAGEMENT INC America's leading provider of comprehensive waste management and environmental services.	PORTFOLIO WEIGHT: 1.4%	12 RESPONSIBLE CONSUMPTION AND PRODUCTION 
AECOM AECOM is a global infrastructure consulting firm headquartered in Dallas, Texas. The company provides a wide range of professional services, including architecture, engineering, construction management, and environmental services.	PORTFOLIO WEIGHT: 1.3%	11 SUSTAINABLE CITIES AND COMMUNITIES 
TETRA TECH INC Tetra Tech, Inc. is an American consulting and engineering services firm, focusing on areas such as water, environment, infrastructure, resource management, energy, and international development.	PORTFOLIO WEIGHT: 1.3%	6 CLEAN WATER AND SANITATION 
THERMO FISHER SCIENTIFIC INC An American multinational corporation specialising in life sciences, clinical research, and laboratory services.	PORTFOLIO WEIGHT: 1.0%	3 GOOD HEALTH AND WELL-BEING 
VERALTO CORP An American water treatment company, focusing on water safety and scarcity, and responsible water management.	PORTFOLIO WEIGHT: 1.0%	6 CLEAN WATER AND SANITATION 
XYLEM INC A global water technology company providing innovative solutions for water and wastewater applications.	PORTFOLIO WEIGHT: 1.0%	6 CLEAN WATER AND SANITATION 
INTACT FINANCIAL CORP The largest provider of property and casualty insurance in Canada.	PORTFOLIO WEIGHT: 1.0%	11 SUSTAINABLE CITIES AND COMMUNITIES 

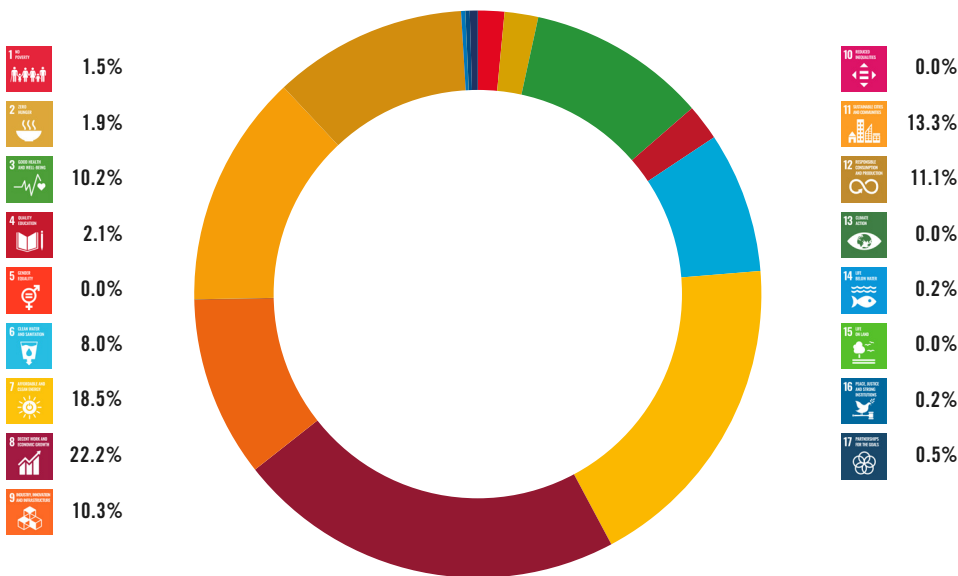
The top 10 underlying equity holdings represent the top 10 equity exposures held in an aggregated list of each funds' underlying holdings in the portfolio.

ASSET ALLOCATION - AS AT 30/06/2025

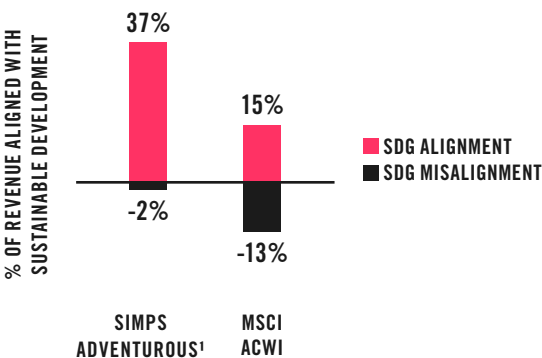


SDG ALLOCATION

The UN Sustainable Development Goals (SDGs) are the blueprint to achieve a better and more sustainable future for all. To help translate the Goals into the **SIMPS portfolios** we show revenue weighting and overall alignment to the SDGs.



THE SDG ALLOCATION CHART ABOVE REPRESENTS A BREAKDOWN OF THE SPECIFIC SDGS BEING SUPPORTED IN THE PORTFOLIO BY REVENUE WEIGHTING. 37% OF IDENTIFIED REVENUE CAN BE DIRECTLY ATTRIBUTED TO MEETING THE SDGS IN THE SIMPS ADVENTUROUS PORTFOLIO. NORMALISED TO 100% IN THE CHART.¹



SDG ALIGNED REVENUE: measures the revenue alignment of products and services which support the delivery of the SDGs.

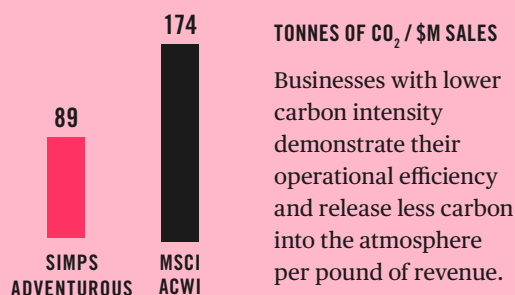
SDG MISALIGNED REVENUE: measures the revenue misalignment of products and services. Some businesses may have both aligned and misaligned impacts associated with their services (e.g. a waste management business which focuses on recycling, but sends some material to landfill).

¹ Based on 79% of total portfolio. Excludes government bonds, cash and mortgage-backed securities. Impact data is provided from the following sources: Matter, ClarityAI, underlying companies' latest available public reports and third-party fund holdings as at 31/12/2024. Reporting timetables vary company by company.

PORTFOLIO IMPACT PERFORMANCE

Carbon intensity¹

The equities in the SIMPS Adventurous portfolio are **49% less** carbon intensive than the MSCI ACWI benchmark.



Source: MSCI & US EPA Carbon calculator as at 31/12/2024.

Carbon saved¹

By investing £100,000 into the SIMPS Adventurous portfolio rather than the MSCI ACWI benchmark, you save **4.6 tonnes** of carbon dioxide (CO₂) if invested for 12 months.

This represents:

 **THE CARBON EMITTED BY:**
5.5 flights from London to New York (economy class)

 **THE CARBON SEQUESTERED BY:**
75.7 medium grown coniferous tree seedlings grown for 10 years

 **THE CARBON AVOIDED BY:**
1.6 tonnes of waste recycled instead of going to landfill

Healthcare provided²

Across all equity fund holdings² in the SIMPS Adventurous portfolio, **85 companies provide access to healthcare**. Out of these, **39 report** on the number of people who received access to healthcare.

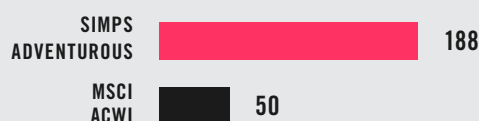
In total, these 39 companies have provided healthcare to **1,210,334,259** people this reporting year.

That's the equivalent of **13** people for each £100,000 invested in the SIMPS Adventurous portfolio for 12 months.



Renewable energy used³

Amount of renewable energy generated from renewable sources per £m revenue.



 **ENERGY USED EQUIVALENT TO:**
70 UK houses powered for 1 year⁴

Waste recycled³

Volume of waste recycled rather than sent to a landfill.



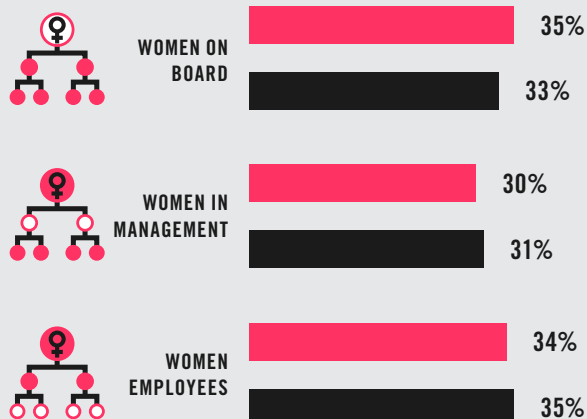
¹ Based on scope 1 and 2 emissions of covered listed equities (80% of portfolio holdings).

² Based on healthcare companies which constitute 12.3% of portfolio holdings.

³ Third-party fund holding data as at 31/12/2024. Based on 48% of portfolio holdings. Impact data is provided from the following sources: Clarity AI, Matter, and the underlying companies' latest available public reports. Reporting timetables vary company by company.

⁴ Source: Ofgen, using "medium" sized UK house average (2.7 MWh per year)

RATIO OF WOMEN ACROSS BUSINESSES



Gender representation

The ratio of women empowerment across businesses—are women being promoted proportionately?

WOMEN ON BOARD: the portfolio's weighted average of women on company boards.

WOMEN IN MANAGEMENT: the portfolio's weighted average of women in leadership and management positions

WOMEN EMPLOYEES: the portfolio's weighted average of women in the workforce.

■ SIMPS ADVENTUROUS
■ MSCI ACWI

⁵ Third-party fund holding data as at 31/12/2024. Based on 48% of the portfolio holdings. Impact data is provided from the following sources: ClarityAI, Matter, and the underlying companies' latest available public reports. Reporting timetables vary company by company.

Contact us

We offer a range of adviser and client-friendly resources, including market commentary, informational videos and detailed portfolio information.

Clients should speak to their financial adviser in the first instance.

Advisers can contact our team directly at advisers@tribeimpactcapital.com or +44 (0)203 745 5570.

TRIBE'S COMMITMENTS As dedicated impact wealth managers, we are signatories to a number of important initiatives including the UN Principles for Responsible Investing and the UN Environment Programme Finance Initiative, as well as HM Treasury's Women in Finance, Science Based Targets and the Principles of Positive Impact Finance. We are also a proud certified B Corp which means everything we do balances purpose and profit.



IMPORTANT INFORMATION This factsheet is marketing material for use by Financial Advisers and clients and prospects of the Financial Adviser. It should not be reproduced, copied or made available to anyone else. The information in this factsheet is for illustrative purposes only and does not provide sufficient information on which to make an informed investment decision. This factsheet is not intended and should not be construed as an offer, solicitation or recommendation by Tribe to buy or sell any specific investments or participate in any investment (or other) strategy. Any potential investors must seek advice concerning the suitability of any investment in the SIMPS from their Financial Adviser. ***Please note: (i) past performance is not an indication of future performance and the value of investments and the income derived from them may fluctuate and you may not receive back the**

amount you originally invested and (ii) any type of impact investment will involve risk to investors capital and the expected impact or financial return may not be achieved. The tax treatment of investments depends on each investor's individual circumstances and is subject to change in tax legislation. The performance of actual portfolios linked to this **SIMPS Portfolios** may differ from the performance of the **SIMPS Portfolios** shown here due to the variation in timing of the initial investment or rebalancing differences resulting from minimum transaction size limits on the Investment platform. The information in this factsheet is believed to be correct but we cannot guarantee this. No representation or warranty (express or otherwise) is given as to the accuracy or completeness of the information contained in this factsheet and Tribe Impact Capital LLP ("Tribe") and its partners and employees accept no liability

for the consequences of your acting upon the information contained herein.

****The ongoing charge figure (OCF) is variable and is for example purposes only. MiFID II transaction costs occur when funds buy and sell investments and are not included in the OCF. Transaction costs cover broker fees, market impact, and taxes (where applicable). As the MPS invests in third-party funds, these costs vary and are factored into net returns but shown separately from the OCF. ***From 31 October 2019 we changed our industry performance benchmark from the ARC Steady Growth to the ARC Balanced benchmark. The ARC Balanced benchmark is more reflective of our long term Strategic Asset Allocation and relative risk objective over the long term.**

Tribe Impact Capital LLP is authorised and regulated by the Financial Conduct Authority (FCA).