

# Sustainable Impact Model Portfolio Service (SIMPS)

Low risk | February 2024 | For financial advisers

## Portfolio description

The SIMPS Portfolio range provides a combination of risk-adjusted returns and positive impact: investing that **does well** and **does good**. The portfolios aim to achieve capital appreciation whilst reducing investment risk via a diversified, multi asset class portfolio.

The strategy is based on **actively managed asset allocations** across equities, fixed income and cash. We invest in funds which align with our investment philosophy; businesses that **avoid controversies**, are **well run** and **solving major global challenges**.

**PORTFOLIO FACTS AS AT:** 29/02/2024

**LAUNCH DATE:** 30/11/2016

**BENCHMARK:** ARC Cautious PCI

**PORTFOLIO OBJECTIVE:** Capital preservation

**MANAGEMENT FEE:** 0.25%

**OCF OF UNDERLYING FUNDS:** 0.60%\*\*

**AVAILABLE THROUGH:**  
abrden wrap, Aegon, Aegon ARC, Aviva, Fidelity, M&G Wealth, Nucleus, Quilter, Transact, True Potential, 7IM

**INVESTMENT MANAGERS:**  
Tribe Impact Capital LLP  
52 Jermyn St, London, SW1Y 6LX

**AUTHORISED AND REGULATED BY:**  
FCA (Number 756411)  
Companies House: (OC411984)

**CONTACT:**  
advisers@tribeimpactcapital.com

## This month

In February, investors were focused on corporate earnings reports and economic data releases, which revealed a picture of continued economic resilience, notably in the US.

In the US, the stock market reached a new all-time high, surpassing its last peak from December 2021.<sup>1</sup> This surge was powered largely by companies in the Artificial Intelligence sector, which outperformed expectations with their profit announcements.

Over in Japan, the stock market recorded a significant milestone. By the month's end, the stock market index for the Tokyo Stock Exchange, the Nikkei index, finally surpassed its previous all-time high, a record that had stood since 1989.<sup>2</sup>

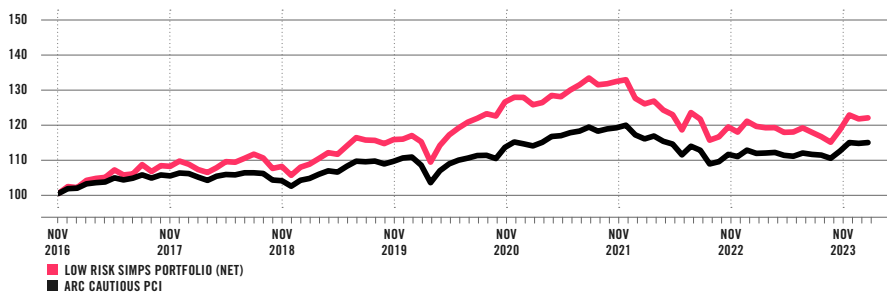
The early months of 2024 have highlighted a growing economic split between the US and Europe, including the UK. In the US, robust consumer demand continues to drive the economy forward. Europe, on the other hand, is yet to show signs of returning to growth, despite both regions enjoying high employment rates and strong wage increases.

With inflation rates holding above the 2% annual target, central banks in major economies, like the US and Europe, are expected to keep interest rates at their currently elevated levels for longer than initially anticipated at the beginning of the year.

<sup>1</sup> Wall Street notches fresh records as S&P 500 and Dow Jones close at all-time high, Guardian

<sup>2</sup> Nikkei: Japan's main stock index closes above 1989 record high, BBC

## RETURN METRICS\*



**NET PERFORMANCE:** The SIMPS low risk performance is shown after Tribe's management fee (0.25%) and the underlying fund managers' fees (OCF of 0.60%\*\*). But it does not include platform and adviser charges. Please note, for the period since inception to 28 February 2022 performance is reported gross of VAT. Past performance is not a reliable indicator of future results.

**BENCHMARK\*\*\*:** ARC Benchmarks are calculated by collecting actual performance from over fifty investment managers. The cautious PCI is suitable for strategies with a relative volatility of 0-40% of global equities as measured by MSCI ACWI.

	SINCE INCEPTION	ROLLING 12M PERIODS					
		30/11/2016 - 29/02/2024	29/02/2019 - 29/02/2020	29/02/2020 - 29/02/2021	29/02/2021 - 29/02/2022	29/02/2022 - 29/02/2023	29/02/2023 - 29/02/2024
<b>TO 29 FEBRUARY 2024</b>							
LOW RISK SIMPS	21.9%	6.0%	9.3%	0.2%	-5.2%	2.1%	
ARC CAUTIOUS PCI	14.8%	3.7%	5.2%	1.8%	-3.6%	2.8%	
DIFFERENCE	7.2%	2.4%	4.1%	-1.6%	-1.6%	-0.7%	

Sources for return metrics graph and table: Bloomberg & ARC Private Client Indices (PCI)

## RISK METRICS

TO 29 FEBRUARY 2024	VOLATILITY
LOW RISK SIMPS	6.4%
ARC CAUTIOUS PCI	4.5%

Volatility is measured as the standard deviation of monthly returns since inception. We believe this is more representative of the risk associated with our long term strategic asset allocation, we do not use an annual figure.

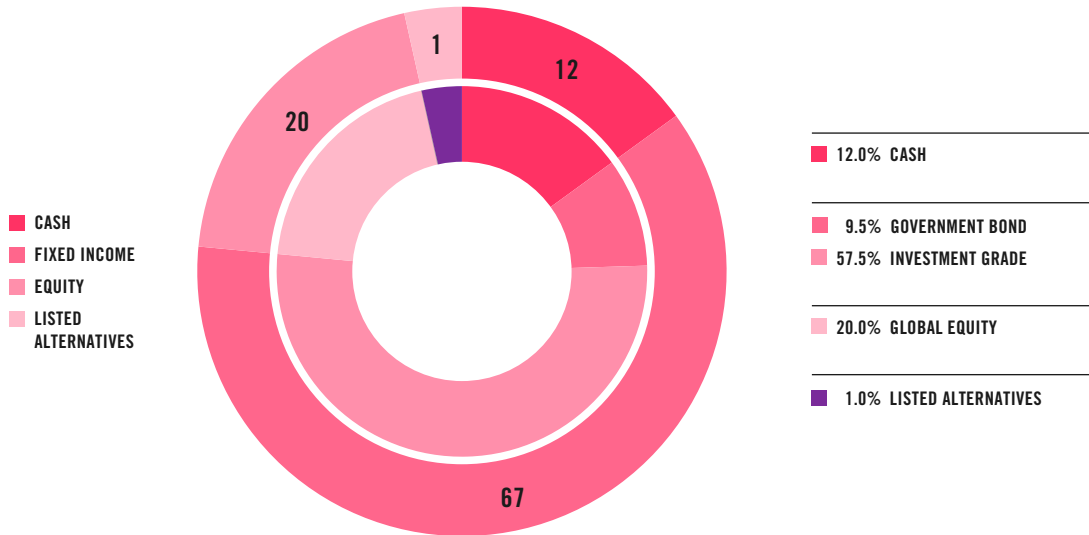
**TOP 3 EQUITY HOLDINGS**

WELLINGTON GLOBAL IMPACT	5%
JANUS HENDERSON GLOBAL SUSTAINABLE EQUITY	5%
SCHRODER GLOBAL ENERGY TRANSITION	5%

**TOP 3 FIXED INCOME HOLDINGS**

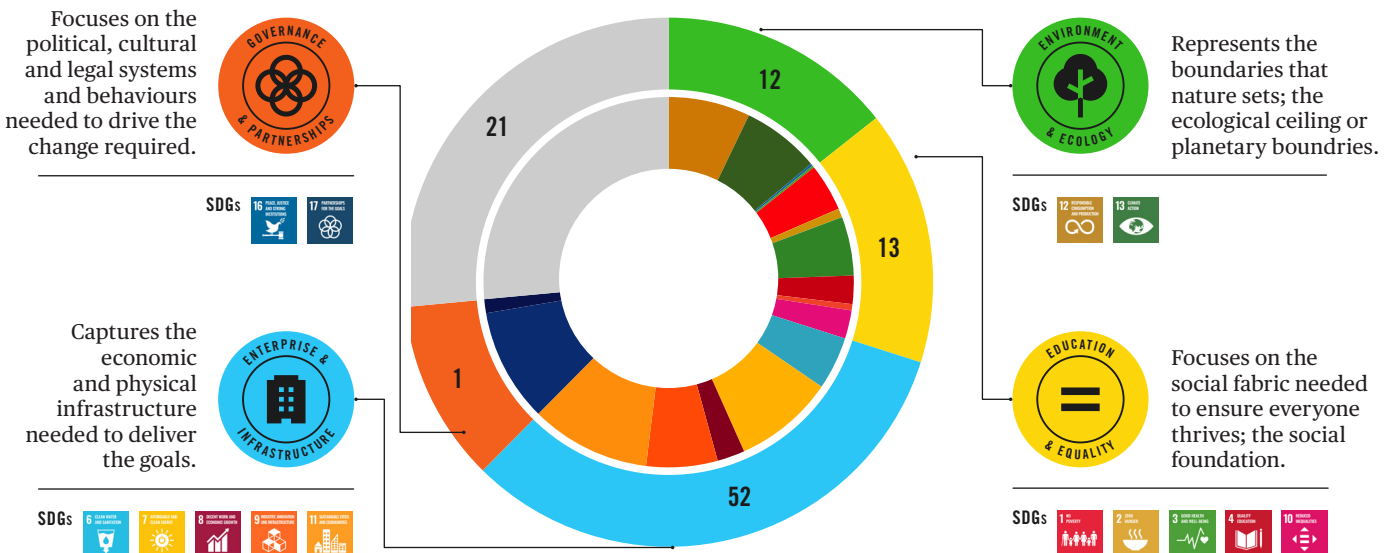
ROYAL LONDON SHORT DURATION GLOBAL INDEX LINKED BOND	10%
EDENTREE RESPONSIBLE AND SUSTAINABLE SHORT DATED BOND	10%
LIONTRUST SUSTAINABLE FUTURE CORPORATE BOND	9%

**ASSET ALLOCATION**



**IMPACT ALLOCATION**

The UN Sustainable Development Goals (SDGs) are the blueprint to achieve a better and more sustainable future for all. To help translate the Goals into the **SIMPS Portfolios** we have aggregated them into our four Impact Themes.

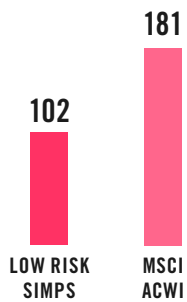


THE GREY SECTION OF THE GRAPH WHICH MAKES UP 27% OF THE SIMPS LOW RISK PORTFOLIO REPRESENTS CASH AND FUNDS THAT ARE MULTI-THEMED AND CAN'T BE ATTRIBUTED TO ONLY ONE SDG.

PORTFOLIO IMPACT PERFORMANCE

### Carbon Intensity<sup>1</sup>

The equities in the low risk **SIMPS Portfolio** are **44% less** carbon intensive than the MSCI ACWI benchmark.



TONNES OF CO2 / \$M SALES

Businesses with lower carbon intensity demonstrate their operational efficiency and release less carbon into the atmosphere per pound of revenue.

### Carbon Saved<sup>1</sup>

By investing £100,000 into the low risk **SIMPS Portfolio** rather than the MSCI ACWI benchmark, you save **1.9 tonnes** of carbon dioxide (CO2) if invested for 12 months. This represents:



THE CARBON EMITTED BY:

**2 flights**  
from London to New York (economy class)



THE CARBON SEQUESTERED BY:

**31**  
medium grown coniferous tree seedlings grown for 10 years

Source: MSCI & US EPA Carbon calculator as at 31/12/2023.

<sup>1</sup> Based on scope 1 and 2 emissions of covered listed equities (19% of low risk SIMPS portfolio).

### Healthcare

Across all equity fund holdings<sup>2</sup> in the low risk **SIMPS Portfolio**, **19** companies provide access to healthcare.

**7** report on the number of people who received access to healthcare.

In total, these 7 companies have provided healthcare to **81,636,260** people this reporting year<sup>3</sup>.

That's the equivalent of **0.6** person for each £100,000 invested in the low risk **SIMPS Portfolio** for 12 months.



### Financial services

Across all equity fund holdings<sup>2</sup> in the low risk **SIMPS Portfolio**, **8** companies provide financial services.

**5** report on the provision of financial services to those previously excluded.

In total, these 5 companies have provided financial services to **982,531,228** people who previously didn't have access to financial services this reporting year<sup>3</sup>.

That's the equivalent of **1.3** people for each £100,000 invested in the low risk **SIMPS Portfolio** for 12 months.



### Renewable energy

Across all equity fund holdings<sup>2</sup> in the low risk **SIMPS Portfolio**, all **212** companies could produce their own renewable energy by investing in on-site renewable energy infrastructure.

**47** companies report on renewable energy generation.

In total, these 47 companies have generated **31,371,716** MWh of renewable energy this reporting year<sup>3</sup>.

That's the equivalent of **0.4** MWh of renewable energy for each £100,000 invested in the low risk **SIMPS Portfolio** for 12 months.



## Net jobs created

Across all equity fund holdings<sup>2</sup> in the low risk **SIMPS Portfolio**, all **212** companies can create new jobs, as well as terminate existing jobs.

**187** companies report on jobs created and terminated (as a net job equivalency).

In total, these 187 companies generated **388,656** net jobs in this reporting year<sup>3</sup>.

That's the equivalent of **0.0031** net jobs created for each £100,000 invested in the low risk **SIMPS Portfolio** for 12 months.



## Waste recycled

Across the equity fund holdings<sup>2</sup> in the low risk **SIMPS Portfolio**, all **212** companies can recycle part or all of their waste.

**82** companies report on waste recycled.

In total, these 82 companies have recycled **10,971,631** tonnes of waste this reporting year<sup>3</sup>.

That's the equivalent of **119** kg of waste recycled for each £100,000 invested in the low risk **SIMPS Portfolio** for 12 months.



## Gender

Multiple studies show that gender parity in business is essential in driving sustainable growth. Across the equity holdings<sup>2</sup> in the low risk **SIMPS Portfolio** there are **212** companies. Out of 212 companies, the average percentage of female board members is **35%**<sup>3</sup>.



<sup>2</sup> 19% of the low risk SIMPS portfolio holdings.

<sup>3</sup> Third-party fund holding data as at 31/12/2023. Impact data is provided from the following sources: MSCI, Net Purpose Ltd and the underlying company's latest available public reports. Reporting timetables vary company by company.

**TRIBE'S COMMITMENTS** As dedicated impact wealth managers, we are signatories to a number of important initiatives including the UN Principles for Responsible Investing and the UN Environment Programme Finance Initiative, as well as HM Treasury's Women in Finance, Science Based Targets and the Principles of Positive Impact Finance. We are also a proud certified B Corp which means everything we do balances purpose and profit.



**IMPORTANT INFORMATION** This factsheet is marketing material for use by Financial Advisers and clients and prospects of the Financial Adviser. It should not be reproduced, copied or made available to anyone else. The information in this factsheet is for illustrative purposes only and does not provide sufficient information on which to make an informed investment decision. This factsheet is not intended and should not be construed as an offer, solicitation or recommendation by Tribe to buy or sell any specific investments or participate in any investment (or other) strategy. Any potential investors must seek advice concerning the suitability of any investment in the SIMPS from their Financial Adviser. **\*Please note: (i) past performance is not an indication of future performance and the value of investments**

**and the income derived from them may fluctuate and you may not receive back the amount you originally invested and (ii) any type of impact investment will involve risk to investors capital and the expected impact or financial return may not be achieved.** The tax treatment of investments depends on each investor's individual circumstances and is subject to change in tax legislation. The performance of actual portfolios linked to this **SIMPS Portfolios** may differ from the performance of the **SIMPS Portfolios** shown here due to the variation in timing of the initial investment or rebalancing differences resulting from minimum transaction size limits on the Investment platform. The information in this factsheet is believed to be correct but we cannot guarantee this. No representation or warranty (express or otherwise)

is given as to the accuracy or completeness of the information contained in this factsheet and Tribe Impact Capital LLP ("Tribe") and its partners and employees accept no liability for the consequences of your acting upon the information contained herein.

\*\*The ongoing charge figure is variable and is for example purposes only. \*\*\*From 31 October 2019 we changed our industry performance benchmark from the ARC Balanced to the ARC Cautious benchmark. The ARC Cautious benchmark is more reflective of our long term Strategic Asset Allocation and relative risk objective over the long term.

Tribe Impact Capital LLP is authorised and regulated by the Financial Conduct Authority (FCA).