

Sustainable Impact Model Portfolio Service (SIMPS)

Medium-high risk | December 2022 | For financial advisers

Portfolio description

The SIMPS Portfolio range provides a combination of risk-adjusted returns and positive impact: investing that **does well** and **does good**. The portfolios aim to achieve capital appreciation whilst reducing investment risk via a diversified, multi asset class portfolio.

The strategy is based on **actively managed asset allocations** across equities, fixed income and cash. We invest in funds which align with our investment philosophy; businesses that **avoid controversies**, are **well run** and **solving major global challenges**.

PORTFOLIO FACTS AS AT: 31/12/2022

LAUNCH DATE: 31/12/2018

BENCHMARK: ARC Steady Growth PCI

PORTFOLIO OBJECTIVE: Balance between capital preservation and capital appreciation

MANAGEMENT FEE: 0.25%

OCF OF UNDERLYING FUNDS: 0.77%**

AVAILABLE THROUGH:
7IM, abrdn wrap, M&G Wealth, Nucleus, Quilter, Transact, Aegon, Aegon ARC

INVESTMENT MANAGERS:
Tribe Impact Capital LLP
52 Jermyn St, London, SW1Y 6LX

AUTHORISED AND REGULATED BY:
FCA (Number 756411)
Companies House: (OC411984)

CONTACT:
advisers@tribeimpactcapital.com
+44 (0)203 745 5570

This month

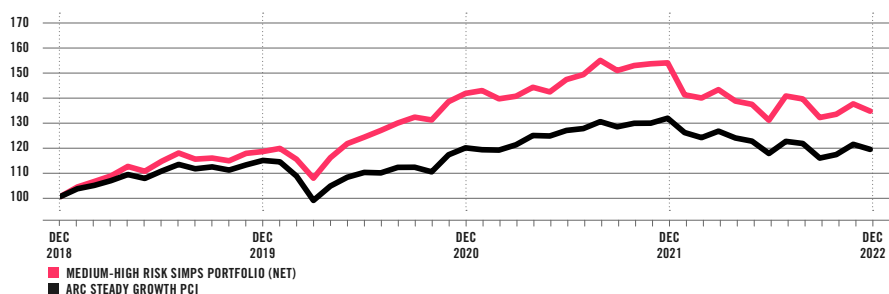
The main focus for markets in December continued to be the economic data releases regarding jobs, inflation and the broader resilience of the economy.

In the US, stronger than expected data led to a sell-off in equities, as the underlying strength of the economy reduces the chance of an early end to the monetary tightening cycle. This put an end to the strong performance of equities seen since mid October.

The Bank of England, Federal Reserve and European Central Bank all raised interest rates by 50 basis points and reaffirmed their view that the fight against inflation is far from over.

The continued relaxation of China's zero-covid policy led to outperformance from Chinese equities, particularly the technology sector. The impact of renewed demand from China on global commodities prices is one of the key considerations for investors heading into the new year.

RETURN METRICS*



NET PERFORMANCE: The SIMPS medium-high risk performance is shown after Tribe's management fee (0.25%) and the underlying fund managers' fees (OCF of 0.77%***) have been deducted. But it does not include platform and adviser charges. Please note, for the period since inception to 28/02/22 performance is reported net of VAT. Past performance covers 31/12/2018 (when the medium-high SIMPS was established) to 30/06/2022. Past performance does not exist prior to this period. Past performance is not a reliable indicator of future results.

BENCHMARK: ARC Benchmarks are calculated by collecting actual performance from over fifty investment managers. The steady growth PCI is suitable for strategies with a relative volatility of 60-80% of global equities as measured by MSCI ACWI.

TO 31 DECEMBER 2022	SINCE INCEPTION	ROLLING 12M PERIODS			
	31/12/2018 - 31/12/2022	31/12/2019 - 31/12/2020	31/12/2020 - 31/12/2021	31/12/2021 - 31/12/2022	
MEDIUM-HIGH RISK SIMPS	35.5%	20.4%	8.9%	-12.9%	
ARC STEADY GROWTH PCI	19.6%	4.6%	10.2%	-9.8%	
DIFFERENCE	15.9%	15.8%	-1.4%	-3.1%	

Sources for return metrics graph and table: Bloomberg & ARC Private Client Indices (PCI)

RISK METRICS

TO 31 DECEMBER 2022	VOLATILITY
MEDIUM-HIGH RISK SIMPS	11.8%
ARC STEADY GROWTH PCI	10.2%

Volatility is measured as the standard deviation of monthly returns since inception. We believe this is more representative of the risk associated with our long term strategic asset allocation, we do not use an annual figure.

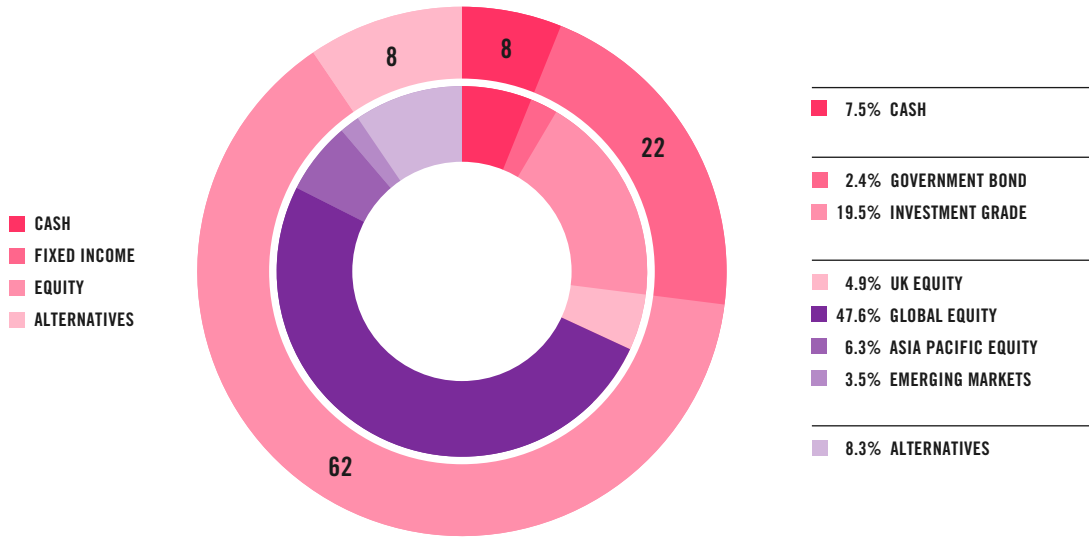
TOP 3 EQUITY HOLDINGS

JANUS HENDERSON GLOBAL SUSTAINABLE EQUITY	9%
NINETY ONE GLOBAL ENVIRONMENT	8%
SCHRODER GLOBAL ENERGY TRANSITION	7%

TOP 3 FIXED INCOME HOLDINGS

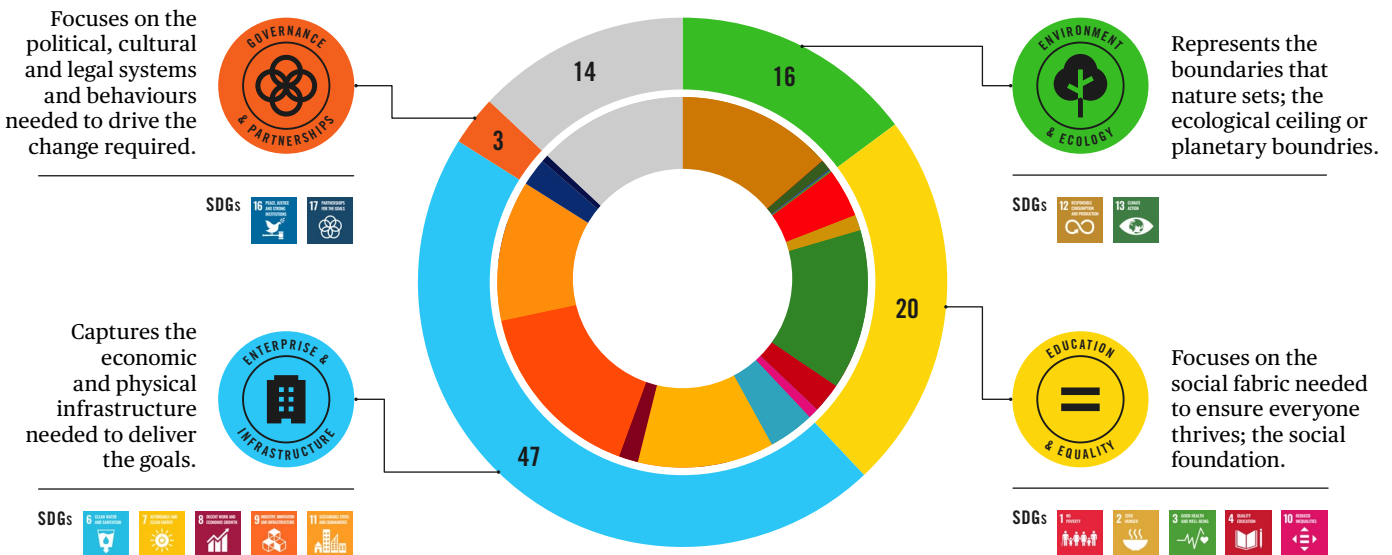
WELLINGTON IMPACT BOND	9%
THREADNEEDLE UK SOCIAL BOND	4%
LIONTRUST SUSTAINABLE FUTURE CORPORATE BOND	4%

ASSET ALLOCATION



IMPACT ALLOCATION

The UN Sustainable Development Goals (SDGs) are the blueprint to achieve a better and more sustainable future for all. To help translate the Goals into the **SIMPS Portfolios** we have aggregated them into our four Impact Themes.

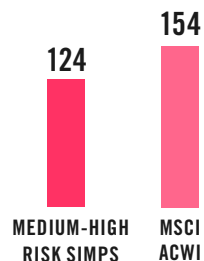


THE GREY SECTION OF THE GRAPH WHICH MAKES UP 14% OF THE SIMPS MEDIUM-HIGH RISK PORTFOLIO REPRESENTS CASH AND FUNDS THAT ARE MULTI-THEMED AND CAN'T BE ATTRIBUTED TO ONLY ONE SDG.

PORTFOLIO IMPACT PERFORMANCE

Carbon Intensity¹

The equities in the medium-high risk **SIMPS Portfolio** are **19% less** carbon intensive than the MSCI ACWI benchmark.



TONNES OF CO2 / \$M SALES

Businesses with lower carbon intensity demonstrate their operational efficiency and release less carbon into the atmosphere per pound of revenue.

Carbon Saved¹

By investing £100,000 into the medium-high risk **SIMPS Portfolio** rather than the MSCI ACWI benchmark, you save **6.8 tonnes** of carbon dioxide (CO2) if invested for 12 months. This represents:



THE CARBON EMITTED BY:

8 flights from London to New York (economy class)



THE CARBON SEQUESTERED BY:

113 medium grown coniferous tree seedlings grown for 10 years

Source: MSCI & US EPA Carbon calculator as at 30/06/2022.

¹ Based on scope 1 and 2 emissions of covered listed equities (65% of medium-high risk SIMPS portfolio).

Healthcare

Across all equity fund holdings² in the medium-high risk **SIMPS Portfolio**, **57** companies provide access to healthcare.

Out of these, **14** report on the number of people who received access to healthcare.

In total, these 14 companies have provided healthcare to **230,885,928** people this reporting year³.

That's the equivalent of **1.9** people for each £100,000 invested in the medium-high risk **SIMPS Portfolio** for 12 months.



Financial services

Across all equity fund holdings² in the medium-high risk **SIMPS Portfolio**, **23** companies provide financial services.

Out of these, **12** report on the provision of financial services to those previously excluded.

In total, these 12 companies have provided financial services to **694,632,253** people who previously didn't have access to financial services this reporting year³.

That's the equivalent of **2.0** people for each £100,000 invested in the medium-high risk **SIMPS Portfolio** for 12 months.



Renewable energy

Across all equity fund holdings² in the medium-high risk **SIMPS Portfolio**, all **416** companies could produce their own renewable energy by investing in on-site renewable energy infrastructure.

70 companies report on renewable energy generation.

In total, these 70 companies have generated **474,936,656** MWh of renewable energy this reporting year³.

That's the equivalent of **5.2** MWh of renewable energy for each £100,000 invested in the medium-high risk **SIMPS Portfolio** for 12 months.




Net jobs created

Across all equity fund holdings² in the medium-high risk **SIMPS Portfolio**, all **416** companies can create new jobs, as well as terminate existing jobs.

334 companies report on jobs created and terminated (as a net job equivalency).

In total, these 334 companies generated **198,904** net jobs in this reporting year³.

That's the equivalent of **0.0003** net jobs created for each £100,000 invested in the medium-high risk **SIMPS Portfolio** for 12 months.



Waste recycled

Across the equity fund holdings² in the medium-high risk **SIMPS Portfolio**, all **416** companies can recycle part or all of their waste.

128 companies report on waste recycled.

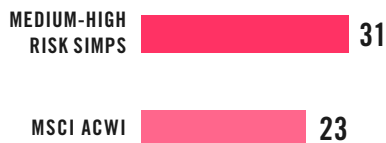
In total, these 128 companies have recycled **12,663,486** tonnes of waste this reporting year³.

That's the equivalent of **480** kg of waste recycled for each £100,000 invested in the medium-high risk **SIMPS Portfolio** for 12 months.



Gender

Multiple studies show that gender parity in business is essential in driving sustainable growth. Across the equity holdings² in the medium-high risk **SIMPS Portfolio** there are **416** companies. Out of 416 companies, the average percentage of female board members is **31%**³.



² 65% of the medium-high risk SIMPS portfolio holdings.

³ Third-party fund holding data as at 30/06/2022. Impact data is provided from the following sources: MSCI, Net Purpose Ltd and the underlying company's latest available public reports. Reporting timetables vary company by company.

TRIBE'S COMMITMENTS As dedicated impact wealth managers, we are signatories to a number of important initiatives including the UN Principles for Responsible Investing and the UN Environment Programme Finance Initiative, as well as HM Treasury's Women in Finance, Science Based Targets and the Principles of Positive Impact Finance. We are also a proud certified B Corp which means everything we do balances purpose and profit.



IMPORTANT INFORMATION This factsheet is marketing material for use by Financial Advisers and clients and prospects of the Financial Adviser. It should not be reproduced, copied or made available to anyone else. The information in this factsheet is for illustrative purposes only and does not provide sufficient information on which to make an informed investment decision. This factsheet is not intended and should not be construed as an offer, solicitation or recommendation by Tribe to buy or sell any specific investments or participate in any investment (or other) strategy. Any potential investors must seek advice concerning the suitability of any investment in the SIMPS from their Financial Adviser. ***Please note: (i) past performance is not an indication of future performance and the value of investments**

and the income derived from them may fluctuate and you may not receive back the amount you originally invested and (ii) any type of impact investment will involve risk to investors capital and the expected impact or financial return may not be achieved. The tax treatment of investments depends on each investor's individual circumstances and is subject to change in tax legislation. The performance of actual portfolios linked to this **SIMPS Portfolios** may differ from the performance of the **SIMPS Portfolios** shown here due to the variation in timing of the initial investment or rebalancing differences resulting from minimum transaction size limits on the Investment platform. The information in this factsheet is believed to be correct but we cannot guarantee this. No representation or warranty (express or otherwise)

is given as to the accuracy or completeness of the information contained in this factsheet and Tribe Impact Capital LLP ("Tribe") and its partners and employees accept no liability for the consequences of your acting upon the information contained herein.

**The ongoing charge figure is variable and is for example purposes only.

Tribe Impact Capital LLP is authorised and regulated by the Financial Conduct Authority (FCA).