

SUSTAINABLE IMPACT MODEL PORTFOLIO SERVICE (SIMPS)

MEDIUM RISK | MARCH 2021 | FOR FINANCIAL ADVISERS

PORTFOLIO DESCRIPTION

The SIMPS PORTFOLIO range provides a combination of risk-adjusted returns and positive impact: investing that **does well** and **does good**. The portfolios aim to achieve capital appreciation whilst reducing investment risk via a diversified, multi asset class portfolio.

The strategy is based on **actively managed asset allocations** across equities, fixed income and cash. We invest in funds which align with our investment philosophy; businesses that **avoid controversies**, are **well run** and **solving major global challenges**.

PORTFOLIO FACTS AS AT:
31/03/2021

LAUNCH DATE:
30/11/2016

BENCHMARK:
ARC BALANCED PCI

MANAGEMENT FEE:
0.25% + VAT

OCF OF UNDERLYING FUNDS:
0.69%**

AVAILABLE THROUGH:
NUCLEUS, OLD MUTUAL,
STANDARD LIFE, TRANSACT

INVESTMENT MANAGERS:
TRIBE IMPACT CAPITAL LLP
73 CORNHILL
LONDON
EC3V 3QQ

AUTHORISED AND
REGULATED BY:
FCA (NUMBER 756411)
COMPANIES HOUSE: (0C411984)

CONTACT:
advisers@tribeimpactcapital.com
+44 (0)203 745 5570
TRIBEIMPACTCAPITAL.COM

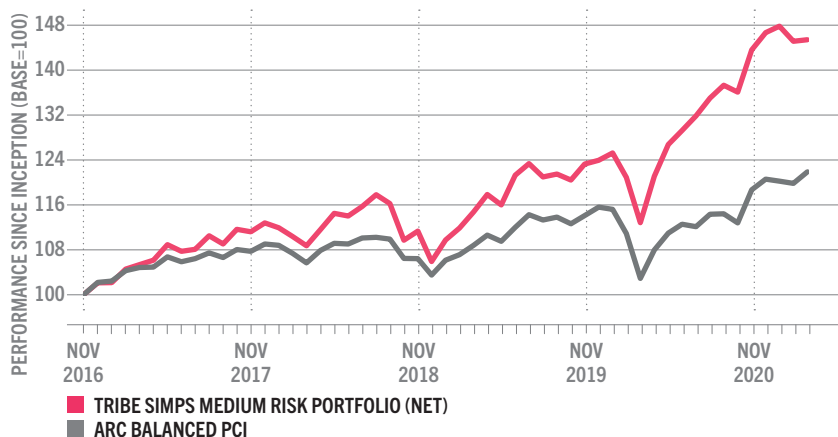
THIS MONTH

Markets appear to have momentarily shrugged off concerns over inflation and rose throughout March. Positive sentiment was driven by successful vaccine rollouts in the US, positive economic data and Biden's significant stimulus plan (worth 9% of GDP). These factors led the S&P to break through the symbolic 4,000 point mark for the first time at the end of the month.

However, volatility remained and was exacerbated by the collapse of Archegos, a US based hedge fund/family office that held leveraged positions in some US and Chinese tech stocks through a number of investment banks.

In the UK, the major story of March was the ill-fated IPO of Deliveroo. Several large investors, including Aviva and L&G, publicly shunned the loss-making company, citing governance concerns about the dual class share structure and the firm's treatment of its workers, who do not qualify for basic worker rights such as holiday pay. The stock fell as much as 30% on its opening day.

RETURN METRICS*



NET PERFORMANCE: The SIMPS medium risk performance is shown after Tribe's management fee (0.25% plus VAT) and the underlying fund managers' fees (OCF of 0.69%**). But it does not include platform and adviser charges.

BENCHMARK*:** ARC Benchmarks are calculated by collecting actual performance from over fifty investment managers. The Balanced PCI is suitable for strategies with a relative volatility of 40-60% of global equities as measured by MSCI ACWI.

	SINCE INCEPTION (NOV 16 - MAR 21)	ROLLING 12M PERIODS (MAR 20 - MAR 21)	(MAR 19 - MAR 20)	(MAR 18 - MAR 19)	(MAR 17 - MAR 18)	YEAR TO DATE (DEC 20 - MAR 21)
TO 31 MARCH 2021						
Tribe medium risk SIMPS	45.4%	29.0%	-1.7%	5.6%	3.2%	-0.9%
ARC Balanced PCI	21.8%	18.5%	-5.4%	3.0%	0.8%	1.1%
Difference	23.6%	10.5%	3.8%	2.6%	2.4%	-2.0%

RISK METRICS

TO 31 MARCH 2021	VOLATILITY
Tribe medium risk SIMPS	9.0%
ARC Balanced PCI	6.9%

VOLATILITY IS MEASURED AS THE STANDARD DEVIATION OF MONTHLY RETURNS SINCE INCEPTION. WE BELIEVE THIS IS MORE REPRESENTATIVE OF THE RISK ASSOCIATED WITH OUR LONG TERM STRATEGIC ASSET ALLOCATION, WE DO NOT USE AN ANNUAL FIGURE.

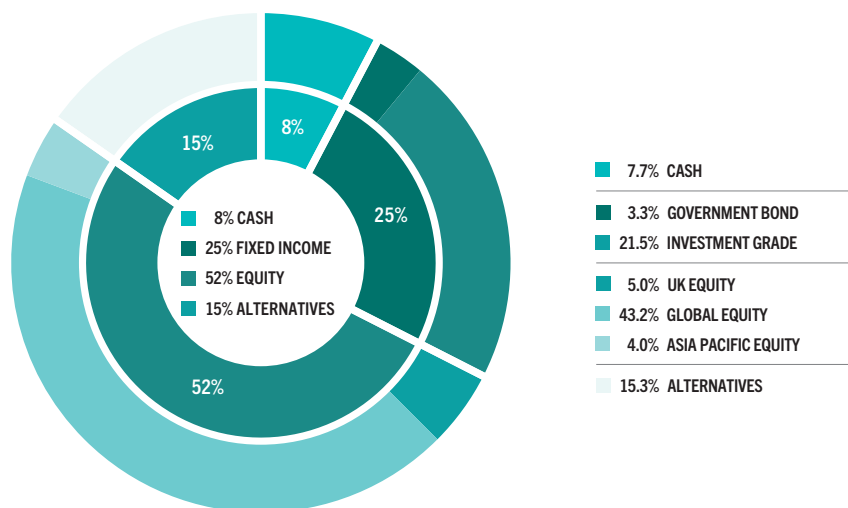
TOP 3 EQUITY HOLDINGS

Janus Henderson Global Sustainability	7%
Baillie Gifford Positive Change	7%
Hermes Impact Opportunities	7%

TOP 3 FIXED INCOME HOLDINGS

Wellington Impact Bond	6%
Threadneedle UK Social Bond Fund	6%
EdenTree Amity Short Dated Bond	5%

ASSET ALLOCATION



IMPACT ALLOCATION

The UN Sustainable Development Goals (SDGs) are the blueprint to achieve a better and more sustainable future for all. To help translate the Goals into the SIMPS PORTFOLIOS we have aggregated them into our four Impact Themes.



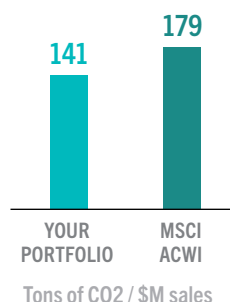
THE GREY SECTION OF THE GRAPH MAKES UP 18% OF THE SIMPS MEDIUM RISK PORTFOLIO. THIS REPRESENTS CASH & FUNDS THAT CAN'T BE ATTRIBUTED TO ONLY ONE SDG.

We harness the interconnectivity of the Goals to create the SIMPS PORTFOLIOS. **Tribe Theme 1** focuses on the boundaries that Nature sets; the ecological ceiling or planetary boundaries. **Tribe Theme 2** focuses on the social fabric needed to ensure everyone thrives; the social foundation. **Tribe Theme 3** focuses on the economic and physical infrastructure needed to deliver **Tribe Theme 2** whilst respecting **Tribe Theme 1**; the fabric for delivery of the goals. **Tribe Theme 4** focuses on the political, cultural and legal systems and behaviours needed to drive the change required; the behavioural shift needed to succeed.

PORTFOLIO IMPACT

CARBON INTENSITY¹

The equities in the medium risk **SIMPS PORTFOLIO** are **21%** less carbon intensive than the MSCI ACWI benchmark.



Businesses with lower carbon intensity demonstrate their operational efficiency and release less carbon into the atmosphere per pound of revenue.

CARBON SAVED¹

By investing £100,000 into the medium risk **SIMPS PORTFOLIO** rather than the MSCI ACWI benchmark, you save **4.9** tons of carbon dioxide (CO2) if invested for 12 months. Which is equivalent to the amount of carbon sequestered by:



SOURCE: MSCI & US EPA CARBON CALCULATOR SEPTEMBER 2020.¹ BASED ON SCOPE 1 AND 2 EMISSIONS OF COVERED LISTED EQUITIES (58% OF MEDIUM RISK SIMPS PORTFOLIO)

HEALTHCARE

Across all equity fund holdings* in the medium risk **SIMPS PORTFOLIO**, **53** companies provide access to healthcare.



Out of these, **11** report on the number of people who received access to healthcare.

In total, these 11 companies have provided healthcare to **97,496,966** people this reporting year**.

That's the equivalent of **1.09** people for each £100,000 invested in the medium risk **SIMPS PORTFOLIO** for 12 months.

FINANCIAL SERVICES

Across all equity fund holdings* in the medium risk **SIMPS PORTFOLIO**, **20** companies provide financial services.



Out of these, **5** report on the provision of financial services to those previously excluded.

In total, these 5 companies have provided financial services to **106,178,800** people who previously didn't have access to financial services this reporting year**.

That's the equivalent of **0.10** people for each £100,000 invested in the medium risk **SIMPS PORTFOLIO** for 12 months.

RENEWABLE ENERGY

Across all equity fund holdings** in the medium risk **SIMPS PORTFOLIO**, all **360** companies could produce their own renewable energy by investing in on-site renewable energy infrastructure.



93 companies report on renewable energy generation.

In total, these 108 companies have generated **447,555,441** MWh of renewable energy this reporting year*.

That's the equivalent of **1.82** MWh of renewable energy for each £100,000 invested in the medium risk **SIMPS PORTFOLIO** for 12 months.

NET JOBS CREATED

Across all equity fund holdings* in the medium risk **SIMPS PORTFOLIO**, all **360** companies can create new jobs, as well as terminate existing jobs.



251 companies report on jobs created and terminated (as a net job equivalency).

In total, these 251 companies generated **273,142** net jobs in this reporting year**.

That's the equivalent of **0.001** net jobs created for each £100,000 invested in the medium risk **SIMPS PORTFOLIO** for 12 months.

WASTE RECYCLED

Across the equity fund holdings* in the medium risk **SIMPS PORTFOLIO**, all **360** companies can recycle part or all of their waste.



102 companies report on waste recycled.

In total, these 102 companies have recycled **11,389,062** tons of waste this reporting year** (on average, 57.3% of their waste).

That's the equivalent of **70kg** of waste recycled for each £100,000 invested in the medium risk **SIMPS PORTFOLIO** for 12 months.

GENDER

Multiple studies show that gender parity in business is essential in driving sustainable growth. Across the equity holdings* in the medium risk **SIMPS PORTFOLIO** there **360** companies. Out of 360 companies, the average percentage of female board members is **26.6%****



* 49% OF THE MEDIUM RISK SIMPS PORTFOLIO HOLDINGS.

** THIRD-PARTY FUND HOLDING DATA AS AT 31/12/2020. IMPACT DATA IS PROVIDED FROM THE FOLLOWING SOURCES: MSCI, NET PURPOSE LTD AND THE UNDERLYING COMPANY'S LATEST AVAILABLE PUBLIC REPORTS. REPORTING TIMETABLES VARY COMPANY BY COMPANY.

TRIBE'S COMMITMENTS As dedicated impact wealth managers, we are signatories to a number of important initiatives including the UN Principles for Responsible Investing and the UN Environment Programme Finance Initiative, as well as HM Treasury's Women in Finance, Science Based Targets and the Principles of Positive Impact Finance. We are also a proud certified B Corp which means everything we do balances purpose and profit.



Principles for Responsible Investment



IMPORTANT INFORMATION This factsheet is marketing material for use by Financial Advisers and clients and prospects of the Financial Adviser. It should not be reproduced, copied or made available to anyone else. The information in this factsheet is for illustrative purposes only and does not provide sufficient information on which to make an informed investment decision. This factsheet is not intended and should not be construed as an offer, solicitation or recommendation by Tribe to buy or sell any specific investments or participate in any investment (or other) strategy. Any potential investors must seek advice concerning the suitability of any investment in the SIMPS from their Financial Adviser. ***Please note: (i) past performance is not an indication of future**

performance and the value of investments and the income derived from them may fluctuate and you may not receive back the amount you originally invested and (ii) any type of impact investment will involve risk to investors capital and the expected impact or financial return may not be achieved. The tax treatment of investments depends on each investor's individual circumstances and is subject to change in tax legislation. The performance of actual portfolios linked to this **SIMPS PORTFOLIO** may differ from the performance of the **SIMPS PORTFOLIO** shown here due to the variation in timing of the initial investment or rebalancing differences resulting from minimum transaction size limits on the Investment platform. The information in this factsheet is believed to be correct

but we cannot guarantee this. No representation or warranty (express or otherwise) is given as to the accuracy or completeness of the information contained in this factsheet and Tribe Impact Capital LLP ("Tribe") and its partners and employees accept no liability for the consequences of your acting upon the information contained herein.

The ongoing charge figure is variable and is for example purposes only. *From 31 October 2019 we changed our industry performance benchmark from the ARC Steady Growth to the ARC Balanced benchmark. The ARC Balanced benchmark is more reflective of our long term Strategic Asset Allocation and relative risk objective over the long term.