

SUSTAINABLE IMPACT MODEL PORTFOLIO SERVICE (SIMPS)

MEDIUM RISK | SEPTEMBER 2020 | FOR FINANCIAL ADVISERS

PORTFOLIO DESCRIPTION

The SIMPS PORTFOLIO range provides a combination of risk-adjusted returns and positive impact: investing that **does well** and **does good**. The portfolios aim to achieve capital appreciation whilst reducing investment risk via a diversified, multi asset class portfolio.

The strategy is based on **actively managed asset allocations** across equities, fixed income and cash. We invest in funds which align with our investment philosophy; businesses that **avoid controversies**, are **well run** and **solving major global challenges**.

PORTFOLIO FACTS AS AT:
30/09/2020

LAUNCH DATE:
30/11/2016

BENCHMARK:
ARC BALANCED PCI

MANAGEMENT FEE:
0.25% + VAT

OCF OF UNDERLYING FUNDS:
0.69%**

AVAILABLE THROUGH:
NUCLEUS, OLD MUTUAL,
STANDARD LIFE, TRANSACT

INVESTMENT MANAGERS:
TRIBE IMPACT CAPITAL LLP
40 CONDUIT STREET
LONDON
W1S 2YQ

AUTHORISED AND
REGULATED BY:
FCA (NUMBER 756411)
COMPANIES HOUSE: (0C411984)

CONTACT:
advisers@tribeimpactcapital.com
+44 (0)203 745 5570
TRIBEIMPACTCAPITAL.COM

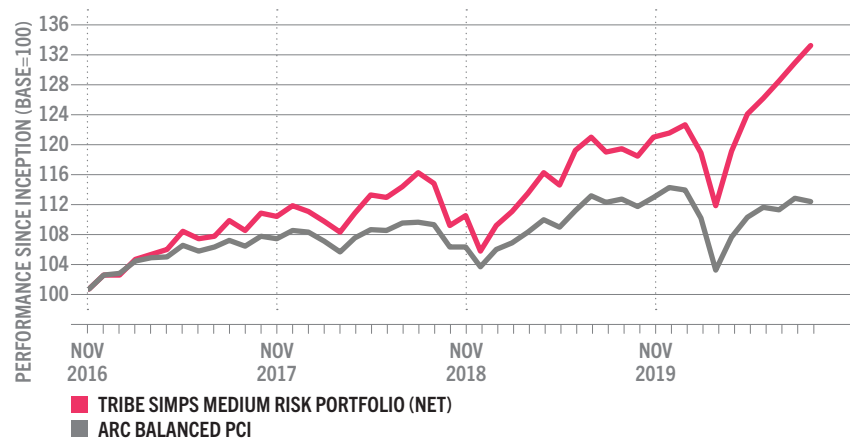
THIS MONTH

Equity markets were mixed over the month and there was a fall in sentiment after the strong rally over the summer. US tech stocks in particular, which had continued to rally during the pandemic, fell at the start of September.

US equities also faced headwinds in the face of rising political uncertainty: Bipartisanship in congress slowed discussion around further proposed stimulus for the economy and increasing attention around the impending US election.

In Europe stocks were slowed by the resurgence in coronavirus infections which led to some economic restrictions, along with the resumption of Brexit talks.

RETURN METRICS*



NET PERFORMANCE: The SIMPS medium risk performance is shown after Tribe's management fee (0.25% plus VAT) and the underlying fund managers' fees (OCF of 0.69%***) have been deducted. But it does not include platform and adviser charges.

BENCHMARK*:** ARC Benchmarks are calculated by collecting actual performance from over fifty investment managers. The Balanced PCI is suitable for strategies with a relative volatility of 40-60% of global equities as measured by MSCI ACWI.

	SINCE INCEPTION	ROLLING 12M PERIODS			YEAR TO DATE
	(NOV 16 - SEP 20)	(SEP 19 - SEP 20)	(SEP 18 - SEP 19)	(SEP 17 - SEP 18)	(DEC 19 - SEP 20)
TO 30 SEPTEMBER 2020					
Tribe medium risk SIMPS	37.3%	13.1%	4.6%	6.6%	10.8%
ARC Balanced PCI	13.4%	-0.3%	3.6%	3.1%	-1.9%
Difference	23.9%	13.4%	1.0%	3.5%	12.7%

RISK METRICS

TO 30 SEPTEMBER 2020	VOLATILITY
Tribe medium risk SIMPS	9.3%
ARC Balanced PCI	6.9%

VOLATILITY IS MEASURED AS THE STANDARD DEVIATION OF MONTHLY RETURNS SINCE INCEPTION. WE BELIEVE THIS IS MORE REPRESENTATIVE OF THE RISK ASSOCIATED WITH OUR LONG TERM STRATEGIC ASSET ALLOCATION, WE DO NOT USE AN ANNUAL FIGURE.

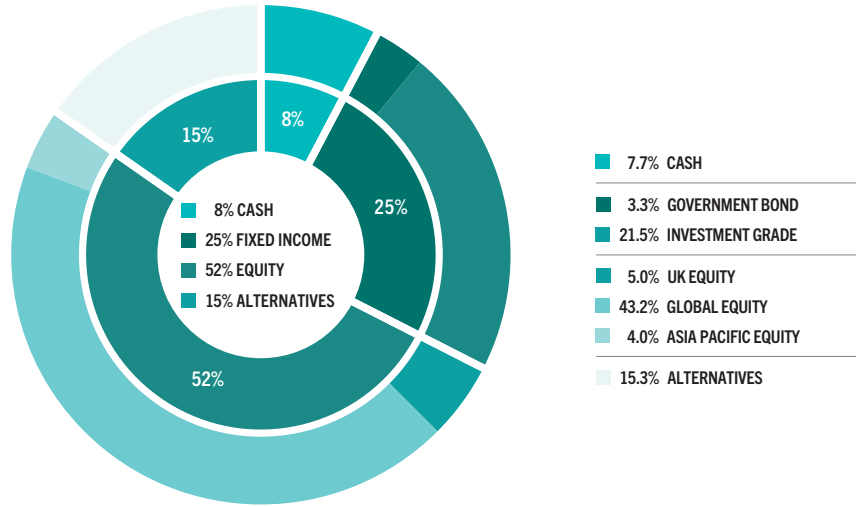
TOP 3 EQUITY HOLDINGS

Janus Henderson Global Sustainability	10%
Baillie Gifford Positive Change	7%
Hermes Impact Opportunities	7%

TOP 3 FIXED INCOME HOLDINGS

Threadneedle UK Social Bond Fund	10%
EdenTree Amity Short Dated Bond	6%
Liontrust Sustainable Future Corporate Bond	6%

ASSET ALLOCATION



IMPACT ALLOCATION

The UN Sustainable Development Goals (SDGs) are the blueprint to achieve a better and more sustainable future for all. To help translate the Goals into the SIMPS PORTFOLIOS we have aggregated them into our four Impact Themes.



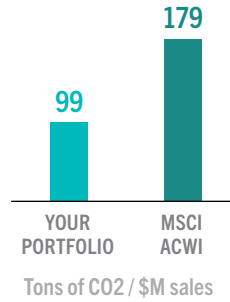
THE GREY SECTION OF THE GRAPH MAKES UP 20% OF THE SIMPS MEDIUM RISK PORTFOLIO. THIS REPRESENTS CASH & FUNDS THAT CAN'T BE ATTRIBUTED TO ONLY ONE SDG.

We harness the interconnectivity of the Goals to create the SIMPS PORTFOLIOS. **Tribe Theme 1** focuses on the boundaries that Nature sets; the ecological ceiling or planetary boundaries. **Tribe Theme 2** focuses on the social fabric needed to ensure everyone thrives; the social foundation. **Tribe Theme 3** focuses on the economic and physical infrastructure needed to deliver **Tribe Theme 2** whilst respecting **Tribe Theme 1**; the fabric for delivery of the goals. **Tribe Theme 4** focuses on the political, cultural and legal systems and behaviours needed to drive the change required; the behavioural shift needed to succeed.

PORTFOLIO IMPACT

CARBON INTENSITY¹

The equities in the medium risk SIMPS PORTFOLIO are 44% less carbon intensive than the MSCI ACWI benchmark.



Businesses with lower carbon intensity demonstrate their operational efficiency and release less carbon into the atmosphere per pound of revenue.

CARBON SAVED¹

By investing £100,000 into the medium risk SIMPS PORTFOLIO rather than the MSCI ACWI benchmark, you save 6.1 tons of carbon dioxide (CO2) if invested for 12 months. Which is equivalent to the amount of carbon sequestered by:



SOURCE: MSCI & US EPA CARBON CALCULATOR SEPTEMBER 2020.¹ BASED ON SCOPE 1 AND 2 EMISSIONS OF COVERED LISTED EQUITIES (60% OF MEDIUM RISK SIMPS PORTFOLIO)

TRIBE'S COMMITMENTS As dedicated impact wealth managers, we are signatories to a number of important initiatives including the UN Principles for Responsible Investing and the UN Environment Programme Finance Initiative, as well as HM Treasury's Women in Finance, Science Based Targets and the Principles of Positive Impact Finance. We are also a proud certified B Corp which means everything we do balances purpose and profit.



IMPORTANT INFORMATION This factsheet is marketing material for use by Financial Advisers and clients and prospects of the Financial Adviser. It should not be reproduced, copied or made available to anyone else. The information in this factsheet is for illustrative purposes only and does not provide sufficient information on which to make an informed investment decision. This factsheet is not intended and should not be construed as an offer, solicitation or recommendation by Tribe to buy or sell any specific investments or participate in any investment (or other) strategy. Any potential investors must seek advice concerning the suitability of any investment in the SIMPS from their Financial Adviser. ***Please note: (i) past performance is not an indication of future**

performance and the value of investments and the income derived from them may fluctuate and you may not receive back the amount you originally invested and (ii) any type of impact investment will involve risk to investors capital and the expected impact or financial return may not be achieved. The tax treatment of investments depends on each investor's individual circumstances and is subject to change in tax legislation. The performance of actual portfolios linked to this SIMPS PORTFOLIO may differ from the performance of the SIMPS PORTFOLIO shown here due to the variation in timing of the initial investment or rebalancing differences resulting from minimum transaction size limits on the Investment platform. The information in this factsheet is believed to be correct

but we cannot guarantee this. No representation or warranty (express or otherwise) is given as to the accuracy or completeness of the information contained in this factsheet and Tribe Impact Capital LLP ("Tribe") and its partners and employees accept no liability for the consequences of your acting upon the information contained herein. ****The ongoing charge figure is variable and is for example purposes only. ***From 31 October 2019 we changed our industry performance benchmark from the ARC Steady Growth to the ARC Balanced benchmark. The ARC Balanced benchmark is more reflective of our long term Strategic Asset Allocation and relative risk objective over the long term.**